RoHS COMPLIANT

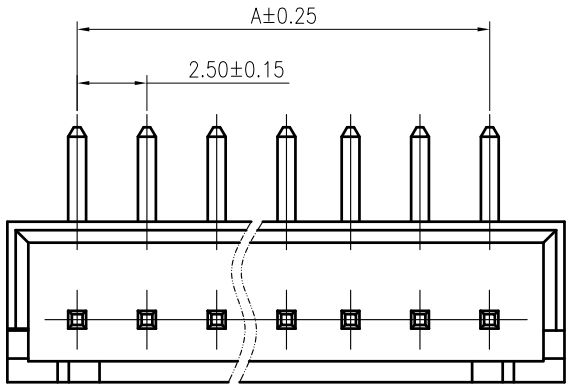

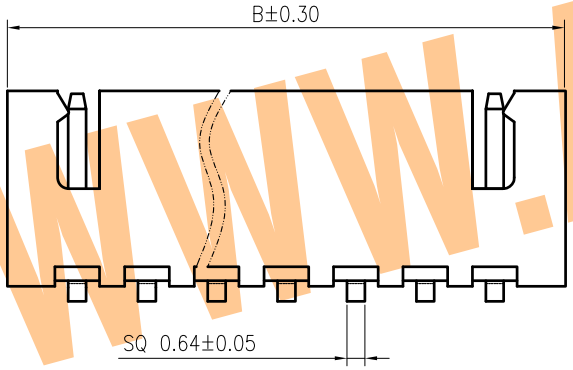

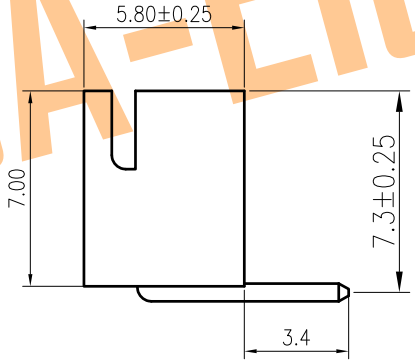

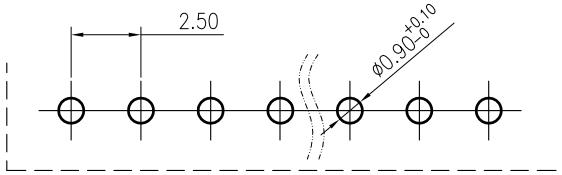

Recommended P.C.B. Layout
Total tolerance:±0.05mm

SPECIFICATIONS
1. Current rating: 3A AC, DC
2. Voltage rating:250V AC,DC
3. Temperature range: -40°C ~ +105°C
4. Insulation resistance: 1000MΩ/ min.
5. Withstanding voltage: 1000V AC/ minute.
6. Contact resistance: 20mΩ/ max.

Material:
Insulator: PA66 UL94 V-0
Contact: Brass
Plating: Tin plated over Nickel
Mate with KR2501 series housing

Ordering Code:

C2501RD *** 01 T01 02PD

No.of Circuits
102:02,116:16

Insulator Material
01:PA66 White V0

Plating
T01:Tin plated

Circuits	Dimensions		Circuits	Dimensions	
	A	B		A	B
2	2.50	7.50	10	22.50	27.50
3	5.00	10.00	11	25.00	30.00
4	7.50	12.50	12	27.50	32.50
5	10.00	15.00	13	30.00	35.00
6	12.50	17.50	14	32.50	37.50
7	15.00	20.00	15	35.00	40.00
8	17.50	22.50	16	37.50	42.50
9	20.00	25.00			

WWW.AsA-Elec.com
AsA Electronic
AsA Electronic Co.
Tel : (+98) 21 66 73 56 82 Mob : (+98) 912 03 161 02

MARK	REVISION DESCRIPTION	SIGNATURE	DATE
A4	Add Dimensions	Shen	2022.01.13
A3	Uniformly arrange the drawings	Shen	2022.01.13

TOLERANCE
X.X ±0.30
X.XX ±0.20
X.XXX ±0.10
Angle ±2°

TITLE:
XH2.5 DIP 90°
Wafer No
positioning No K

UNIT:mm | SCALE:N/A

DRAWN: Shen 2022.01.13
CHECKED:
APPROVED:
SHEET:1/1 | PROJECTION

PART NO.:C2501RD***01T0102PD
REV.:A4 | DRAWING NO.:2501WRD102-D-S